

Genie[®] SX[™]-180

Specifications

| Models | SX-180 | |
|--|------------|---------------|
| Measurements | US | Metric |
| Working height max. ⁽¹⁾ | 186 ft | 56.86 m |
| Platform height max. | 180 ft | 54.86 m |
| Horizontal reach max. | 80 ft | 24.38 m |
| Below ground reach | 2 ft | 0.61 m |
| A Platform length | 3 ft | 0.91 m |
| B Platform width | 8 ft | 2.44 m |
| C Height - stowed | 10 ft | 3.05 m |
| D Length - stowed | 53 ft 1 in | 16.18 m |
| D Length - storage/transport (jib tucked under) | 42 ft 8 in | 13 m |
| E Width (axles retracted) | 8 ft 2 in | 2.49 m |
| E Width (axles extended) | 16 ft 6 in | 5.03 m |
| F Wheelbase (axles retracted) | 16 ft 6 in | 5.03 m |
| F Wheelbase (axles extended) | 15 ft 6 in | 4.72 m |
| G Ground clearance - center | 1 ft 3 in | 0.38 m |
| H Height under counterweight | 4 ft 1 in | 1.24 m |

Productivity

| | | |
|---|-------------------------|-----------------|
| Lift capacity max. - unrestricted | 750 lb | 340 kg |
| Number of Platform Occupants | 2 | |
| Platform rotation | 160° | |
| Jib length | 10 ft | 3.05 m |
| Vertical jib rotation (up/down) | 135° | |
| Horizontal jib rotation | 60° | |
| Turntable rotation | 360° | |
| Turntable tailswing (axles retracted) | 3 ft 9 in | 1.14 m |
| Turntable tailswing (axles extended) | 3 ft 6 in | 1.07 m |
| Drive speed - stowed | 2.3 mph | 3.7 km/h |
| Drive speed - raised | 0.4 mph | 0.65 km/h |
| Gradeability - stowed ⁽²⁾ | 35% | |
| Tilt sensor activation (front to back/side to side) | 4.5° / 3° | |
| Turning radius - inside/outside (axle retracted) | 20 ft 7 in / 28 ft 1 in | 6.28 m / 8.56 m |
| Turning radius - inside/outside (axle extended) | 9 ft 11 in / 24 ft 1 in | 3.02 m / 7.34 m |
| Tires | 445D50/710 | |

Power

| | | |
|-------------------------|---------|---------|
| Power | Diesel | |
| Hydraulic tank capacity | 110 gal | 416 L |
| Fuel tank capacity | 50 gal | 189.3 L |

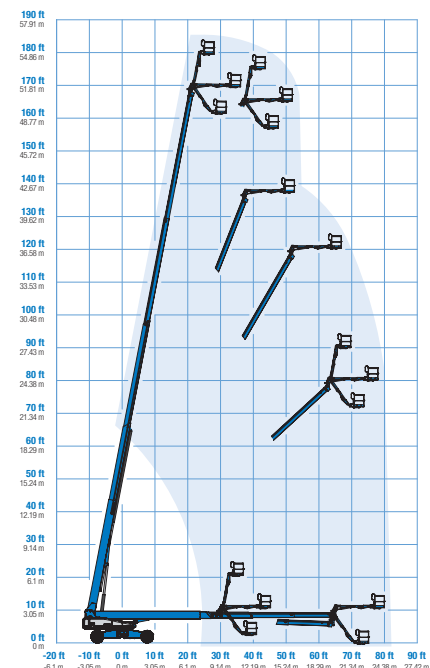
Weight⁽³⁾ and Floor Loading⁽⁴⁾

| | | |
|--|-------------------|----------------------|
| Weight | 55,000 lb | 24,948 kg |
| Tire contact pressure | 130 psi | 896 kPa |
| Occupied floor pressure, axles retracted/ extended | 337 psf / 175 psf | 16.12 kPa / 8.39 kPa |

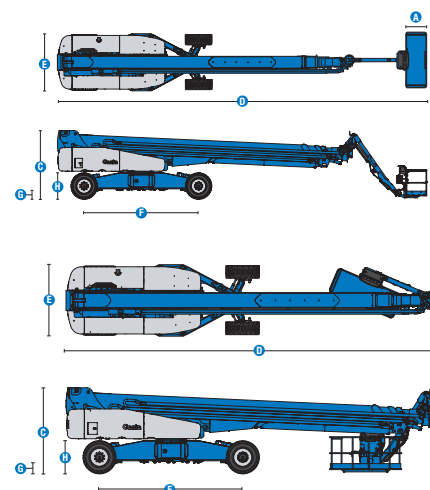
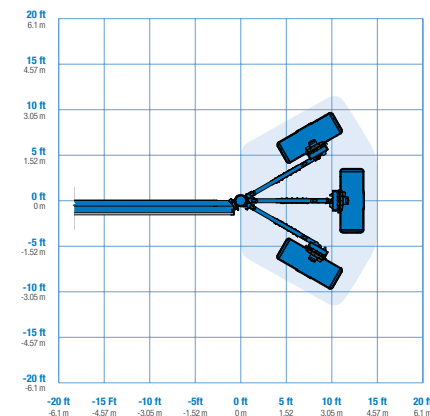
Sound and Vibration Levels

| | |
|---|------------------------|
| Sound Pressure level (ground workstation) | 91 dBA |
| Sound Pressure level (platform workstation) | 75 dBA |
| Vibrations | < 2.5 m/s ² |

Range of motion SX-180



Jib range of motion SX-180



- (1) The metric equivalent of working height adds 2 m to platform height. The imperial equivalent adds 6 ft to platform height.
- (2) Gradeability applies to driving on slopes and may vary depending on options and machine configurations. See operator's manual for details regarding slope ratings.
- (3) Weight refers to standard configuration and may vary depending on options and/or country standards.
- (4) Floor loading information is approximate and may vary depending on options and machine configurations. It should be used only with adequate safety factors.

Genie® SX™ -180

SKU: Standard Model

- SX-180, 4WD*
- **SX180001UI0008:** SX-180, 7.5kW Welder Ready, 4WD

* Build to Order

| Option availability | | S | S+ | BtO |
|---------------------|---|---|----|-----|
| Power | 74 hp, 55 kW, Deutz TD2011, Turbo Diesel, T4i/Stage IIIA/CN III | ✓ | ✓ | ✓ |
| | Battery Isolation Kit | | ○ | ○ |
| | Battery and Starter Isolation Kit | | ○ | ○ |
| | Anti-restart engine protection | ✓ | ✓ | ✓ |
| | Auto engine fault shutdown | ✓ | ✓ | ✓ |
| | In cylinder glow plug (diesel only) | ✓ | ✓ | ✓ |
| Platform | Operator Protective Alarm | | | ○ |
| | 8ft/2.44m tri-entry platform with side swing gate | ✓ | ✓ | ✓ |
| | Thumb rocker steering | ✓ | ✓ | ✓ |
| | Airline to Platform | | | ○ |
| | Half Mesh Aluminium 8FT TRI-ENTRY Platform Kit | | | ○ |
| | Harness Container Double | | ○ | ○ |
| | Harness Container Single Kit Harness Fall Arrest Lanyard | | ○ | ○ |
| | Harness Fall Arrest Lanyard | | ○ | ○ |
| | Platform Worklights | | ○ | ○ |
| | White Noise Alarm Kit | | | ○ |
| | 10 ft/3.05 m Rotating Jib | ✓ | ✓ | ✓ |
| | 4 Steering modes | ✓ | ✓ | ✓ |
| | 750lb/340kg lift capacity | ✓ | ✓ | ✓ |
| | Drive enable system | ✓ | ✓ | ✓ |
| | Horn | ✓ | ✓ | ✓ |
| | Lift Guard Contact Alarm | ✓ | ✓ | ✓ |
| | Lift Tools Work Tray | ✓ | ✓ | ✓ |
| | Platform control cover | ✓ | ✓ | ✓ |
| Chassis | Platform load sense system | ✓ | ✓ | ✓ |
| | Proportional controls | ✓ | ✓ | ✓ |
| | Self-leveling platform | ✓ | ✓ | ✓ |
| | Slew ring cover ring guard | ✓ | ✓ | ✓ |
| | Lift Connect Telematics | | ○ | ○ |
| | Telematics-ready | ✓ | ✓ | ✓ |
| | Lift Connect with Access Manager upgrade | | ○ | ○ |
| | Jump Start Receptacle Kit | | ○ | ○ |
| | Drive Lights | | ○ | ○ |
| | Fire Extinguisher 9KG 4A:80B:E | | ○ | ○ |
| | Wheel Chock Kit | | ○ | ○ |
| | Wheel Nut Indicator | | ○ | ○ |
| | 2 speed wheel motors | ✓ | ✓ | ✓ |
| | Alarm package: includes flashing beacon and travel alarm | ✓ | ✓ | ✓ |
| | Descent, tilt and motion alarm | ✓ | ✓ | ✓ |
| | Dual battery system | ✓ | ✓ | ✓ |
| | Hour meter | ✓ | ✓ | ✓ |
| | Hydraulic oil cooler | ✓ | ✓ | ✓ |
| | Rough terrain, foam-filled tyres | ✓ | ✓ | ✓ |
| | Tech Pro Link connector | ✓ | ✓ | ✓ |
| | XChassis extendable axles | ✓ | ✓ | ✓ |

- S Standard
- S+ Standard +
- BtO Build to Order
- ✓ Standard Features
- Options



Stability



750lb/340kg Lift Capacity



Rotating Jib 10ft/3.05m



Genie Genuine Accessories⁽¹⁾

- Lift Tools Productivity Tools
- Lift Connect Telematics
- Tech Pro Link Handheld Device

(1) More accessories available from Genie Genuine Parts.

Product specifications are subject to change without notice or obligation. Photographs and/or drawings herein are for illustrative purposes only. Refer to the appropriate Operator's Manual for instructions on proper equipment use. Failure to follow instructions in the Operator's Manual may result in serious injury or death. The only warranty applicable to our equipment is the standard written warranty applicable to the particular product and sale and we make no other warranty, express or implied. Products and services listed may be trademarks, service marks or trade names of Terex Corporation and/or their subsidiaries in the USA and many other countries. Terex, Genie, Quality By Design, Xtra Capacity, Lift Power, Lift Guard, Lift Tools, Lift Connect and Tech Pro Link are registered trademarks of Terex Corporation or its subsidiaries.

05/23